

NATIONAL STATISTICS OFFICE OF GEORGIA

AVERAGE MONTHLY NOMINAL EARNINGS OF EMPLOYEES 2026 I QUARTER



NATIONAL STATISTICS OFFICE OF GEORGIA

16.06.2026

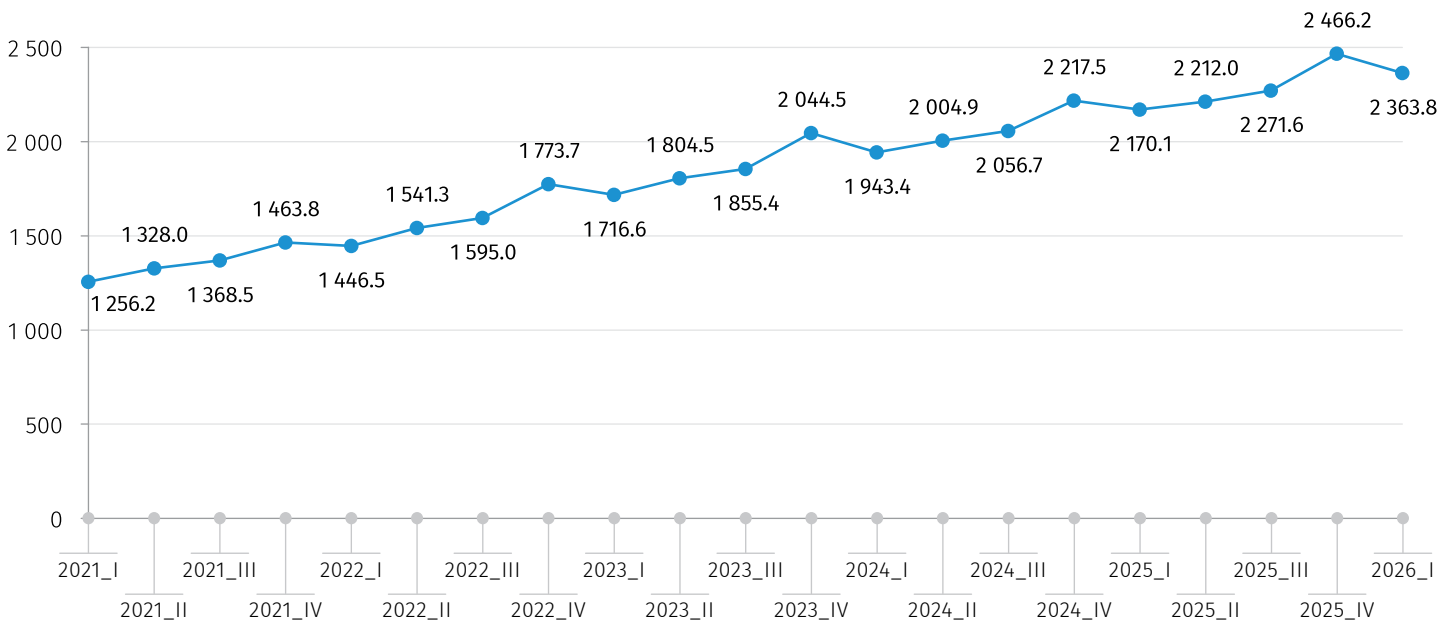
AVERAGE MONTHLY NOMINAL EARNINGS OF EMPLOYEES (I QUARTER, 2026)

In the I quarter of 2026, the average monthly nominal earnings in Georgia increased by 8.9 percent (193.7 GEL) compared to the same quarter of the previous year and amounted to 2 363.8 GEL.

The chart below presents the distribution of the average monthly earnings of employees in 2021-2026, by quarters.

CHART №1

AVERAGE MONTHLY EARNINGS BY QUARTERS (GEL)



NATIONAL STATISTICS OFFICE OF GEORGIA

16.06.2026

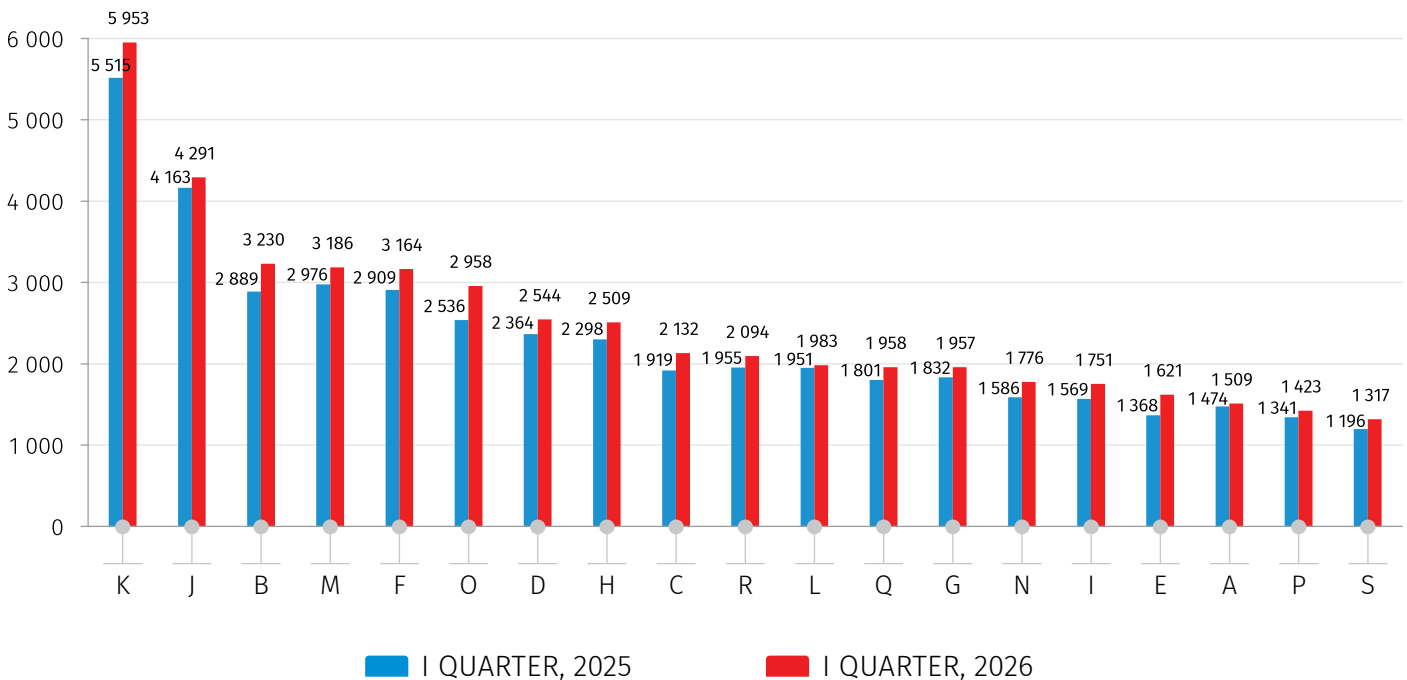
According to the economic activity, the highest monthly earnings were observed in the following sectors:

- Financial and insurance activities – 5 952.5 GEL (increased by 7.9 percent compared to the corresponding period of the previous year);
- Information and communication – 4 290.7 GEL (increased by 3.1 percent);
- Mining and quarrying – 3 230.4 GEL (increased by 11.8 percent);
- Professional, scientific and technical activities – 3 186.0 GEL (increased by 7.1 percent).

The chart below presents the distribution of the average monthly earnings by economic activity in the I quarter of 2025 and 2026.

CHART №2

AVERAGE MONTHLY EARNINGS BY ECONOMIC ACTIVITY IN THE I QUARTER OF 2025 AND 2026
(GEL)



NATIONAL STATISTICS OFFICE OF GEORGIA

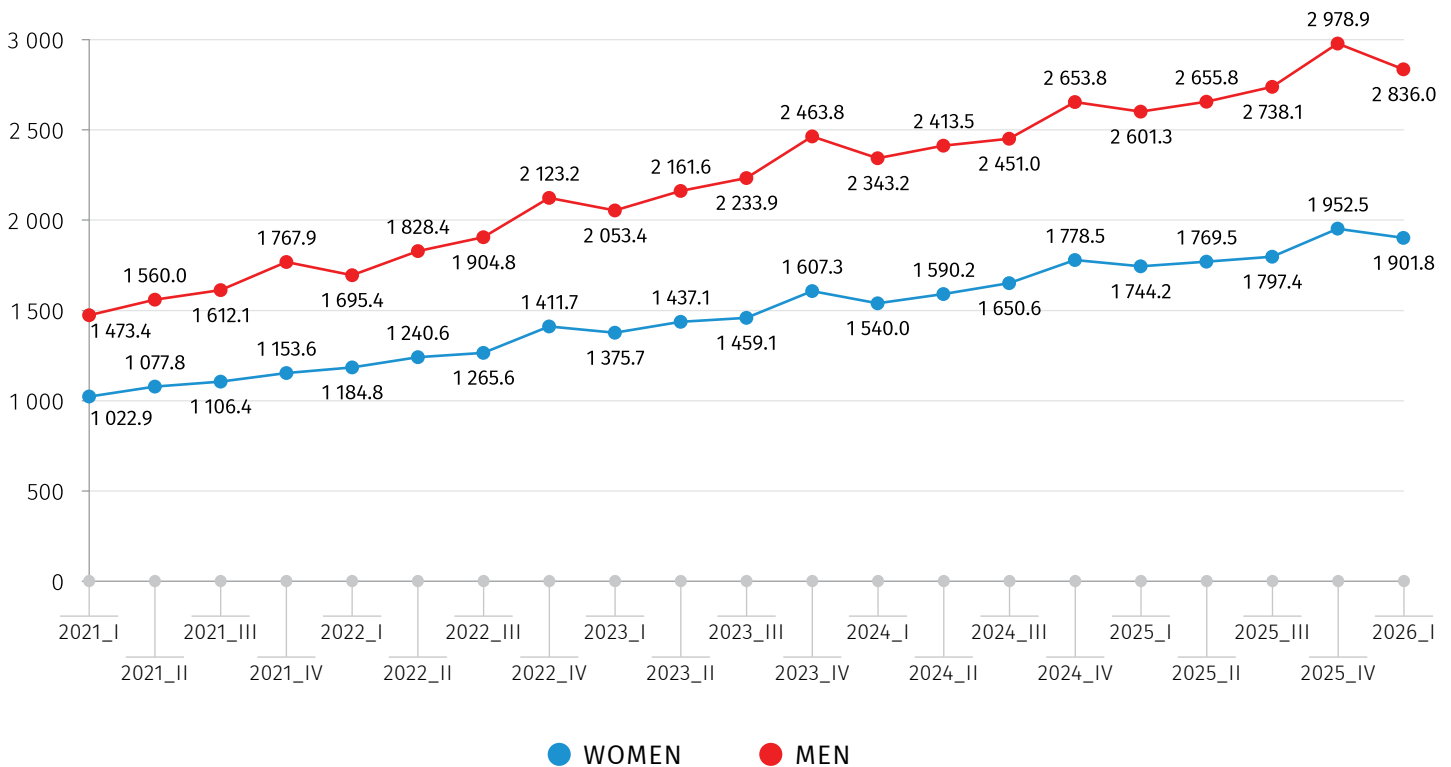
16.06.2026

In the first quarter of 2026, the average earnings for women equaled 1 901.8 GEL, while for men, they were 2 836.0 GEL. The annual earnings growth amounted to 157.7 GEL (9.0%) for women and 234.7 GEL (9.0%) for men. In almost all sectors, men's average monthly earnings exceeded those of women.

The chart below presents the distribution of the average monthly earnings of employees by sex in 2021-2026, by quarters.

CHART №3

AVERAGE MONTHLY EARNINGS BY SEX
(GEL)



NATIONAL STATISTICS OFFICE OF GEORGIA

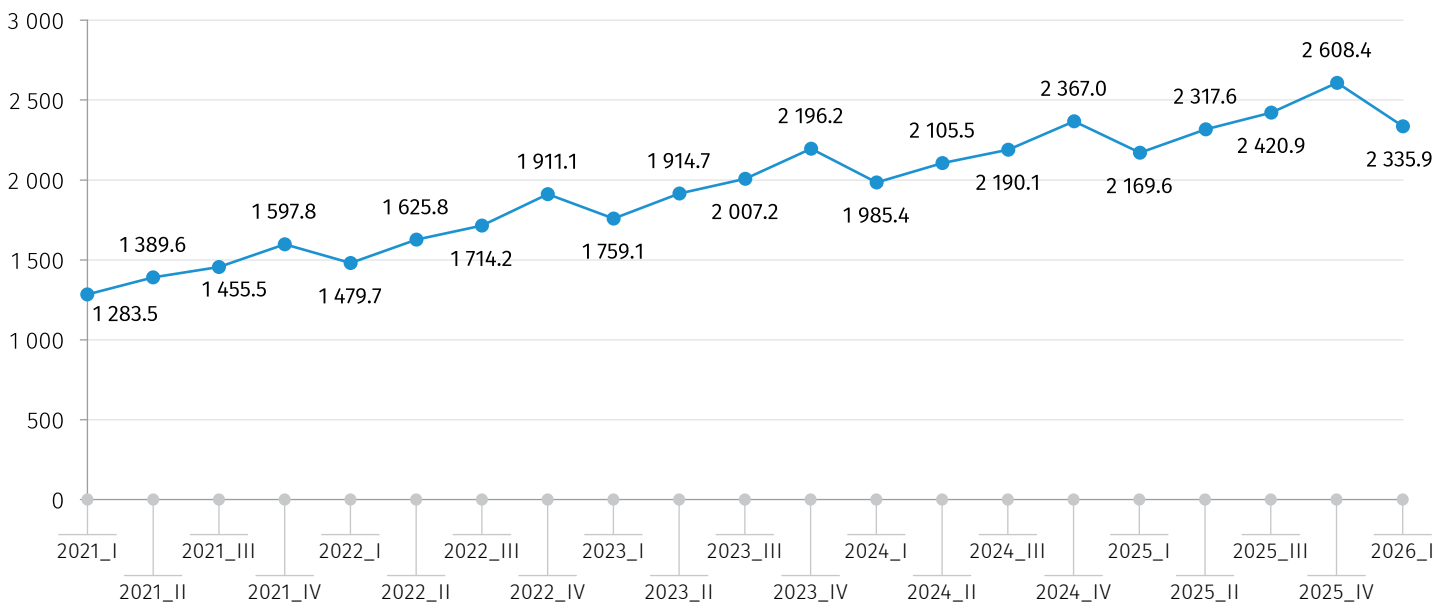
16.06.2026

In the I quarter of 2026, the average monthly earnings of employees in the business sector increased by 166.3 GEL (7.7%) and equaled 2 335.9 GEL. According to the economic activity, the highest monthly earnings were observed in Information and communication (4 358.6 GEL, increased by 2.4 percent compared to the corresponding period of the previous year) and Professional, scientific and technical activities (3 632.7 GEL, increased by 6.8 percent).

The chart below presents the distribution of the average monthly earnings of employees in the business sector in 2021-2026, by quarters.

CHART №4

AVERAGE MONTHLY EARNINGS OF EMPLOYEES IN BUSINESS SECTOR
(GEL)



NATIONAL STATISTICS OFFICE OF GEORGIA

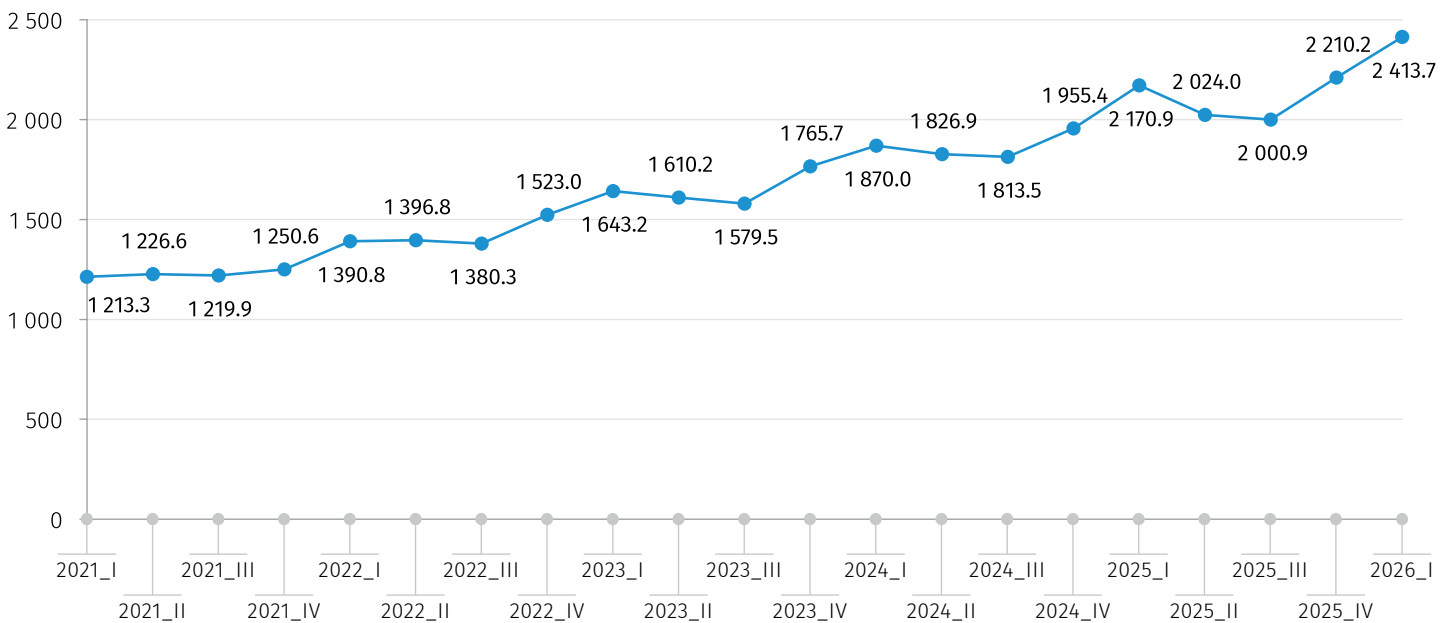
16.06.2026

In the first quarter of 2026, compared to the same quarter of the previous year, the average monthly earnings of employees in the non-business and financial sector increased by 242.8 GEL (11.2%) and amounted to 2 413.7 GEL. According to the economic activity, the highest monthly earnings were observed in the Financial and insurance activities.

The chart below presents the distribution of the average monthly earnings of employees in the non-business and financial sector in 2021-2026, by quarters.

CHART №5

**AVERAGE MONTHLY EARNINGS OF EMPLOYEES IN NON-BUSINESS
AND FINANCIAL SECTOR
(GEL)**



NATIONAL STATISTICS OFFICE OF GEORGIA

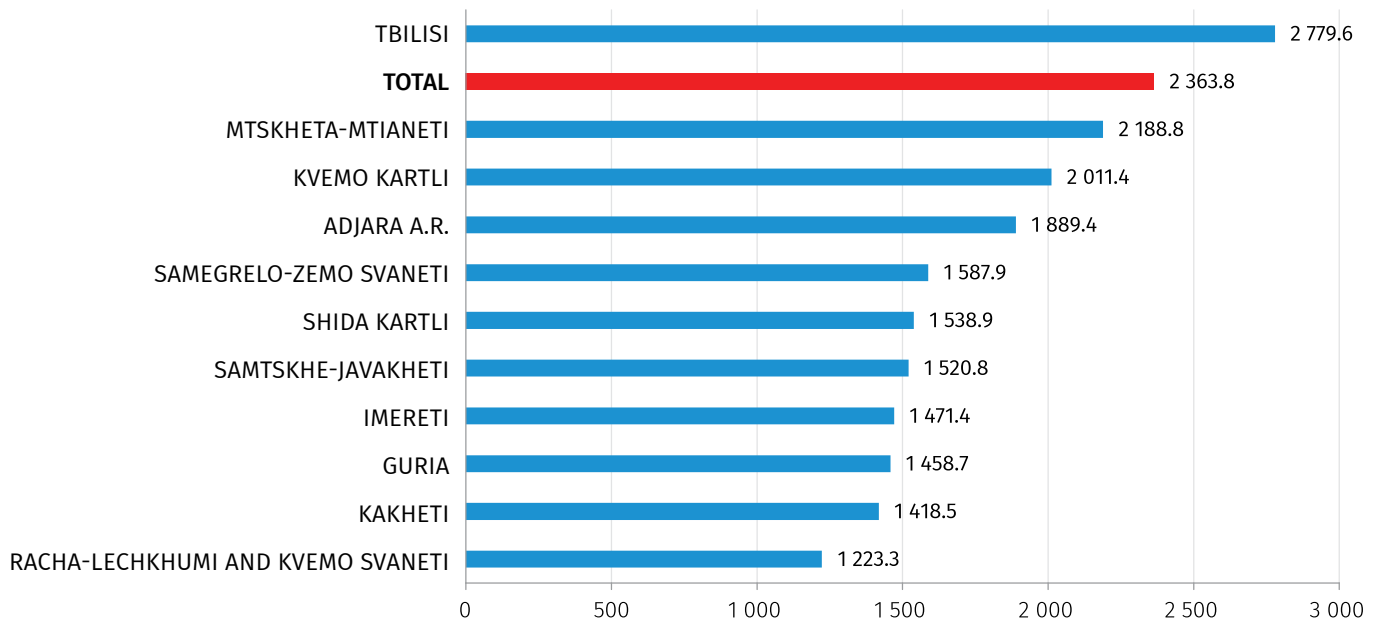
16.06.2026

Tbilisi and the Mtskheta-Mtianeti region lead in terms of average monthly earnings.

The chart below presents the distribution of the average monthly nominal earnings of employees by regions in the I quarter of 2026.

CHART №6

AVERAGE MONTHLY NOMINAL EARNINGS OF EMPLOYEES BY REGIONS*
(GEL)



* Some enterprises and organizations are represented by the location of the head office.

NATIONAL STATISTICS OFFICE OF GEORGIA

16.06.2026

NOTES

The classification of economic activities used in the release is based on NACE Rev. 2.

Sections:

A	Agriculture, forestry and fishing
B	Mining and quarrying
C	Manufacturing
D	Electricity, gas, steam and air conditioning supply
E	Water supply, sewerage, waste management and remediation activities
F	Construction
G	Wholesale and retail trade; repair of motor vehicles and motorcycles
H	Transportation and storage
I	Accommodation and food service activities
J	Information and communication
K	Financial and insurance activities
L	Real estate activities
M	Professional, scientific and technical activities
N	Administrative and support service activities
O	Public administration and defence; compulsory social security
P	Education
Q	Human health and social work activities
R	Arts, entertainment and recreation
S	Other service activities

CONTACT PERSONS:

Vasil Tsakadze, Tel.: (+995 32) 236 72 10 (600). E-mail: vtsakadze@geostat.ge

Mariam Kavelashvili, Tel.: (+995 32) 236 72 10 (020). E-mail: mkavelashvili@geostat.ge